


# DATA SHEET SWISSCAVE WLB-460DFLD-MIX

## Technical Data


Exterior	
Casing	Black anodized steel
Door glazing	Fully glazed UV-resistant, gas-filled, with low energy panes equipped glass door (3-layer glazing)
Door frame	Filigree edging made of black anodised, brushed aluminium
Door handle	Anodised, brushed aluminium (rectangular) (optionally available)
Door lock	Yes
Door hinge	Right
Door hinge convertible as option (right to left)	Yes
Product dimensions without door handle (H/W/D)	1720 x 595 x 725 mm
Packaging dimensions (H/W/D)	1750 x 630 x 762 mm
Interior	
Temperature zones	2
Lighting	all around illumination white, blue, amber (adjustable)
Lighting on/off switch	Yes
Number of shelves total	7
Number of display shelves (for perfect wine presentation)	6 (other shelf types)
Number of bottle levels max.	16
Shelf material	Raw natural sapele (Mahogany) wooden display shelves with attractive grip bars
Telescopic shelves on extendable steel ball bearings	Full extension shelves (80%)
Inside casing	Black PUR
Scope of functions	
Optimal usage	Long-term storage and aging
User interface	2 digital displays (set and actual temp.)
Active carbon filters (ensuring optimal air quality)	Yes (2)
Compressor	Embraco Fullmotion (speed-controlled)
Coolant	R600a (environment friendly)
Vibrationfree implementation	Yes
Cooling system	Combined fan and convection cooling
Defrost function	Automatic
Temperatur Memory Function (Power failure)	Yes
Condensation water container	Yes
Heating	Yes (integrated powerful winter function)
Acoustic temperature alarm	Yes
Tilt protection	Yes
Feet adjustable to compensate uneven floors	Yes

Performance data	
Bottle capacity (Bordeaux shape, part of shelves removed)	200
Bottle capacity (mixed shape)	134/166
Space for oversized bottles (Magnum, 3lt.)	On 7 racking levels
Humidity	Recommendation 50-70%
Climate classification	SN-T
Volume	379 l
Noise level	38 dB(A) <b>sound-absorbing recommendation</b>
Temperature range upper zone	5 °C - 16 °C
Temperature range lower zone	9 °C - 20 °C
Temperature delta between zones	1 °C - 2 °C
General Information	
Cooler shape	Freestanding or built-in with shadow gap
Maintenance contract (warranty extension)	<b>Recommended</b>
Transport weight	125 kg
Net weight	110 kg
Power consumption per day	0,419 kWh (ca.)
Voltage	220 V / 50 Hz
Cable length	2 m







SWISSCAVE WLB-460DF



153 kWh/annum



166



38dB  
ABCD

01/2020