


DATA SHEET SWISSCAVE WLB-360F-MIX


Technical Data

Exterior		Performance data	
Casing	Black coated steel	Bottle capacity (mixed shape)	146
Door glazing	Fully glazed UV-resistant, gas-filled, with low energy panes equipped glass door (double glazed)	Space for oversized bottles (Magnum, 3lt.)	On top and bottom shelf
Door frame	Filigree edging made of black anodised, brushed aluminium	Humidity	Recommendation 50-70%
Door handle	Anodised, brushed aluminium (rectangular) (optionally available)	Climate classification	SN-T
Door lock	Yes	Volume	270 l
Door hinge	Right	Noise level	38 dB(A) sound-absorbing recommendation
Door hinge convertible as option (right to left)	Yes	Temperature range	5 °C - 22 °C
Product dimensions without door handle (H/W/D)	1270 x 595 x 725 mm	General Information	
Packaging dimensions (H/W/D)	1420 x 650 x 780 mm	Cooler shape	Freestanding or built-in with shadow gap
Interior		Maintenance contract (warranty extension)	Recommended
Temperature zones	1	Transport weight	99 kg
Lighting	all around illumination white, blue, amber (adjustable)	Net weight	75 kg
Lighting on/off switch	Yes	Power consumption per day	0,318 kWh (ca.)
Number of shelves total	9	Voltage	220 V / 50 Hz
Number of display shelves (for perfect wine presentation)	1 (other shelf types)	Cable length	2 m
Number of bottle levels max.	12		
Shelf material	Beech wood		
Telescopic shelves on extendable steel ball bearings	Full extension shelves (80%)		
Inside casing	Black PUR		
Scope of functions			
Optimal usage	Tempering and storing		
User interface	2 digital displays (set and actual temp.)		
Active carbon filters (ensuring optimal air quality)	Yes		
Compressor	Embraco Fullmotion (speed-controlled)		
Coolant	R600a (environment friendly)		
Vibrationfree implementation	Yes		
Cooling system	Combined fan and convection cooling		
Defrost function	Automatic		
Temperatur Memory Function (Power failure)	Yes		
Condensation water container	Yes		
Heating	Yes (integrated powerful winter function)		
Acoustic temperature alarm	Yes		
Acoustic door alarm	Yes		
Tilt protection	Yes		
Feet adjustable to compensate uneven floors	Yes		







SWISSCAVE WLB-360F



116 kWh/annum



125



38dB
AB CD

9102/2018