


# DATA SHEET SWISSCAVE WL355F

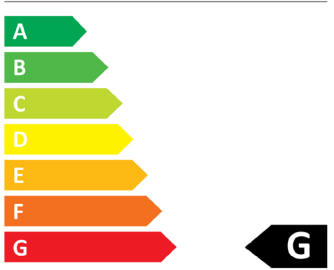
## Technical Data

Exterior		Performance data	
Casing	Black coated steel	Humidity	Recommendation 50-70%
Door glazing	Fully glazed UV-resistant, gas-filled, with low energy panes equipped glass door (double glazed)	Actively managed humidity (adjustment range 60-80%)	
Door frame	Aluminium matt black	Climate classification	SN-T
Door handle	Anodised, brushed aluminium (optionally available)	Volume	257 l
Door lock	Yes	Noise level	40 dB(A) <b>sound-absorbing recommendation</b>
Door hinge	Right	Temperature range	5 °C - 20 °C
Door hinge convertible as option (right to left)	No	General Information	
Product dimensions without door handle (H/W/D)	1200 x 595 x 710 mm	Cooler shape	Free-standing or embeddable with shadow gap
Packaging dimensions (H/W/D)	1310 x 645 x 740 mm	Maintenance contract (warranty extension)	<b>Recommended</b>
Interior		Transport weight	80 kg
Temperature zones	1	Net weight	76 kg
Lighting	Blue ceiling lighting	Power consumption per day	0,427 kWh (ca.)
Lighting on/off switch	Yes	Voltage	240 V / 50 Hz
Number of shelves total	5	Cable length	2 m
Shelf material	Beech wood		
Telescopic shelves on extendable steel ball bearings	Yes		
Inside casing	Black PUR		
Scope of functions			
Optimal usage	Tempering and storing		
User interface	Celsius/Fahrenheit switch		
Active carbon filters (ensuring optimal air quality)	Yes		
Compressor	JP-HE (high efficient)		
Coolant	R600a (environment friendly)		
Vibrationfree implementation	Yes		
Cooling system	Combined fan and convection cooling		
Temperatur Memory Function (Power failure)	Yes		
Condensation water container	Yes		
Heating	Powerful winter heating function (*In heating mode, temperature and humidity values may vary from the set value)		
Acoustic temperature alarm	Yes		
Acoustic door alarm	Yes		
Feet adjustable to compensate uneven floors	Yes		

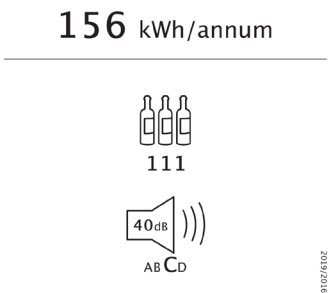




SWISSCAVE WL355F



156 kWh/annum



2019/2018