

DATA SHEET SWISSCAVE WLB-160DF

Technical Data

Exterior

Casing	Black coated steel
Door glazing	Fully glazed UV-resistant, gas-filled, with low energy panes equipped glass door (double glazed)
Door frame	Filigree edging made of black anodised, brushed aluminium
Door handle	Anodised, brushed aluminium (optionally available)
Door lock	Yes
Door hinge	Right
Door hinge convertible as option (right to left)	Yes
Product dimensions without door handle (H/W/D)	820 x 595 x 585 mm
Packaging dimensions (H/W/D)	865 x 650 x 655 mm

Interior

Temperature zones	2
Lighting	All around illumination white, blue, amber (adjustable)
Lighting on/off switch	Yes
Number of shelves total	4
Shelf material	Beech wood
Telescopic shelves on extendable steel ball bearings	Full extension shelves (80%)
Inside casing	Black PUR

Scope of functions

Optimal usage	Long-term storage and aging
User interface	2 digital displays (set and actual temp.)
Active carbon filters (ensuring optimal air quality)	Yes (2)
Compressor	Embraco Fullmotion (speed-controlled)
Coolant	R600a (environment friendly)
Vibrationfree implementation	Yes
Cooling system	Combined fan and convection cooling
Temperatur Memory Function (Power failure)	Yes
Condensation water container	Yes
Heating	Powerful winter heating function (*In heating mode, temperature and humidity values may vary from the set value)
Acoustic temperature alarm	Yes
Acoustic door alarm	Yes
Feet adjustable to compensate uneven floors	Yes


Performance data

Humidity	Recommendation 50-70%
Actively managed humidity (adjustment range 60-80%)	
Climate classification	SN-T
Volume	119 l
Noise level	37 dB(A) sound-absorbing recommendation
Temperature range lower zone	5 °C - 16 °C
Temperature range upper zone	9 °C - 20 °C
Temperature delta between zones	1 °C - 2 °C


General Information

Cooler shape	Free-standing or embeddable with shadow gap
Maintenance contract (warranty extension)	Recommended
Transport weight	53 kg
Net weight	49 kg
Power consumption per day	0,345 kWh (ca.)
Voltage	220 V / 50 Hz
Cable length	2 m







SWISSCAVE WLB-160DF



126 kWh/annum



39



37dB
ABCD

2019/2018